

**PRONTUARIO ACCORDI
PER CHITARRA
by Musicsquare**



ACCORDI CHITARRA

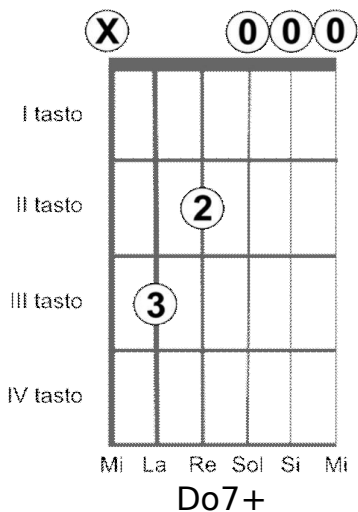
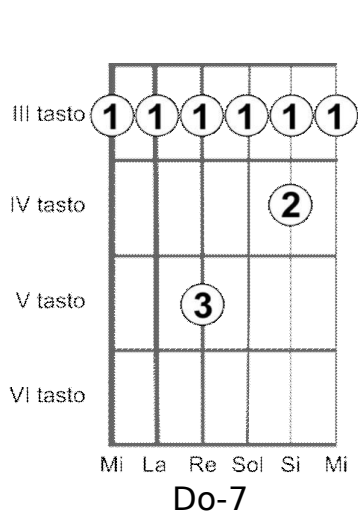
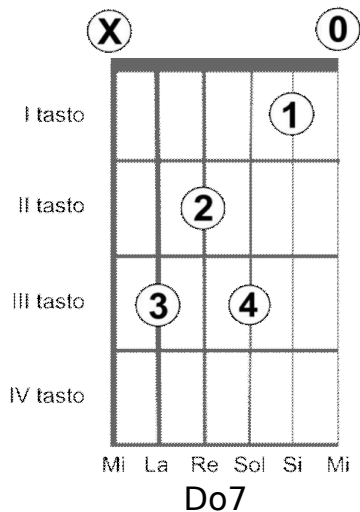
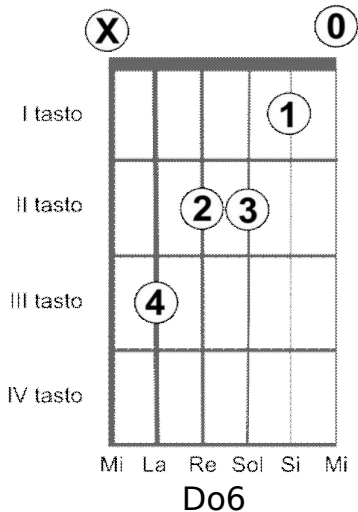
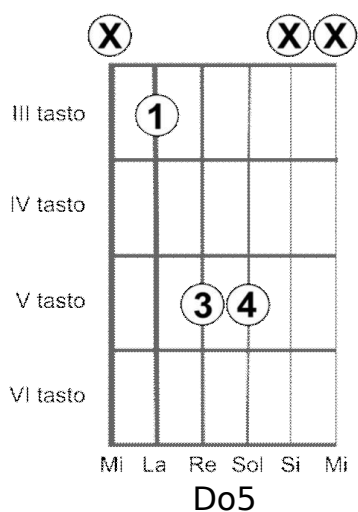
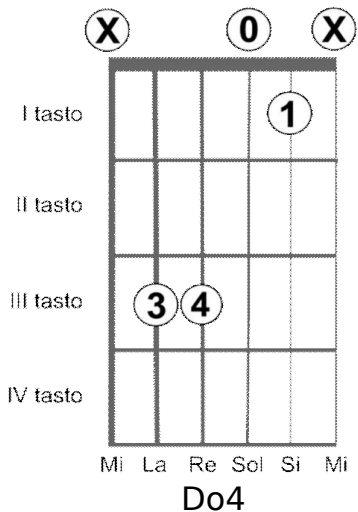
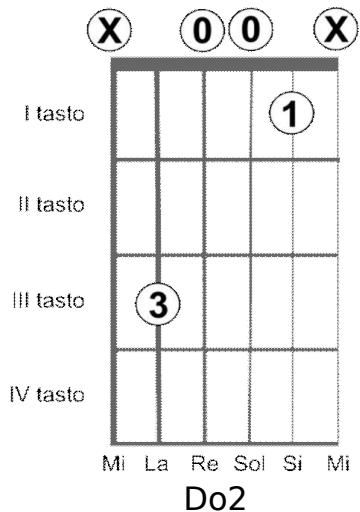
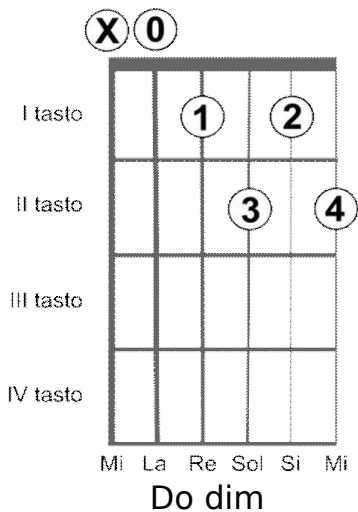
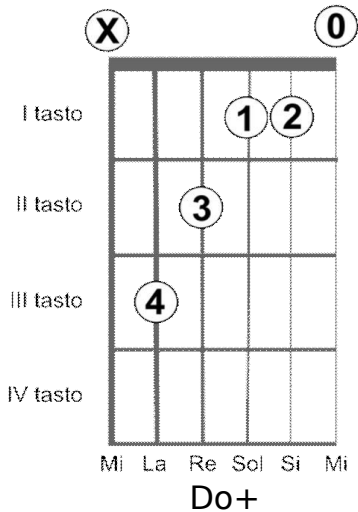
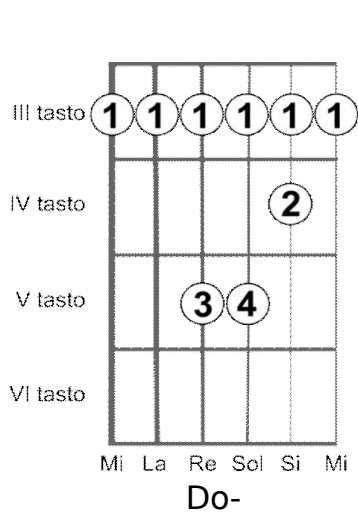
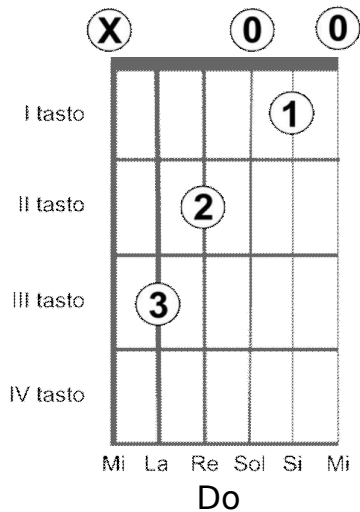
Benvenuto,

In questo articolo ti mostrerò gli accordi principali, che ogni chitarrista dovrebbe conoscere.

Scopri come suonarli su it.musicsquare.org

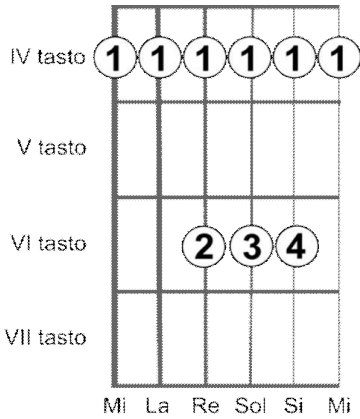


DO

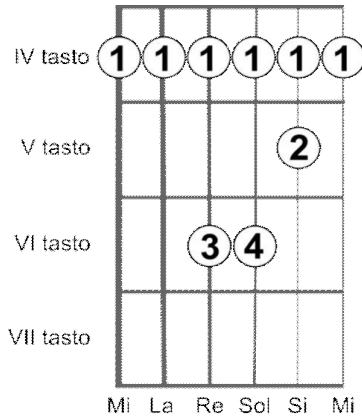




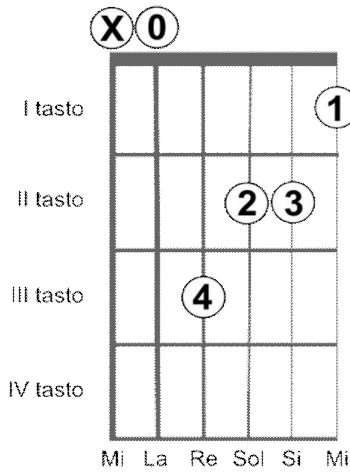
DO# - REb



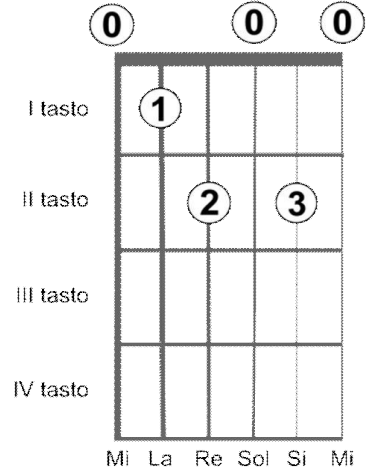
Do#
Reb



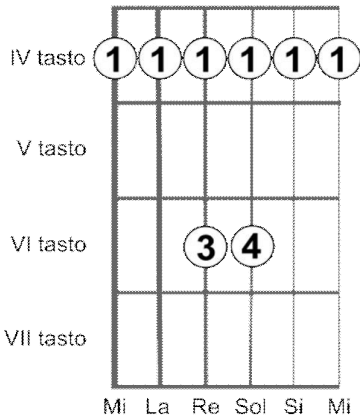
Do#-
Reb-



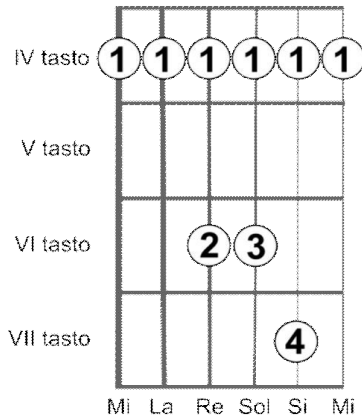
Do#+
Reb+



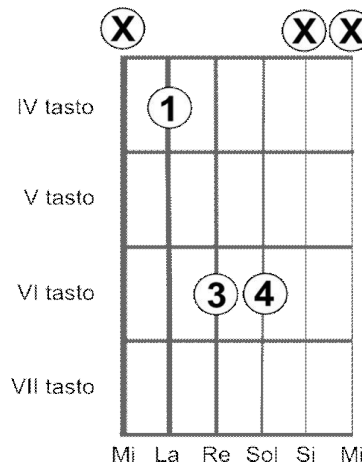
Do# dim
Reb dim



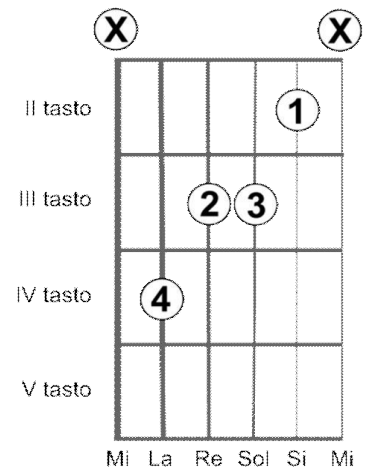
Do#2
Reb2



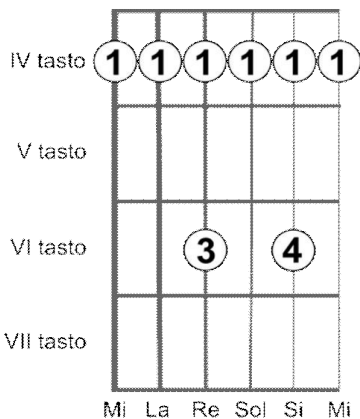
Do#4
Reb4



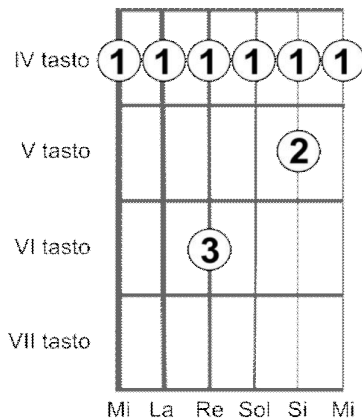
Do#5
Reb5



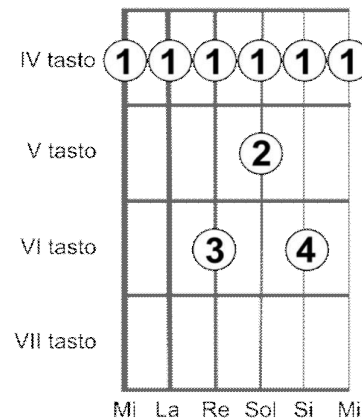
Do#6
Reb6



Do#7
Reb7



Do#-7
Reb-7

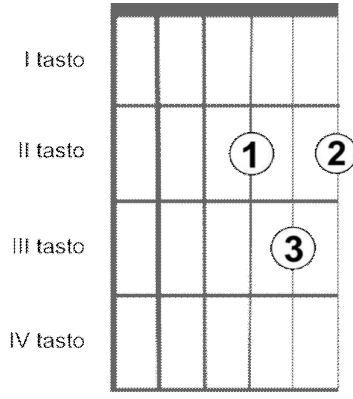


Do#7+
Reb7+



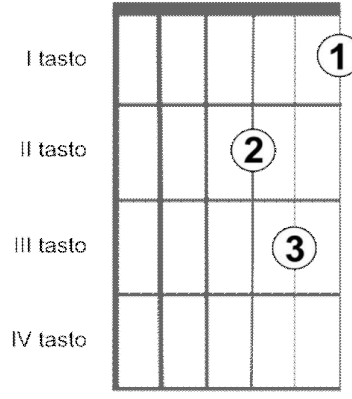
RE

(X X 0)



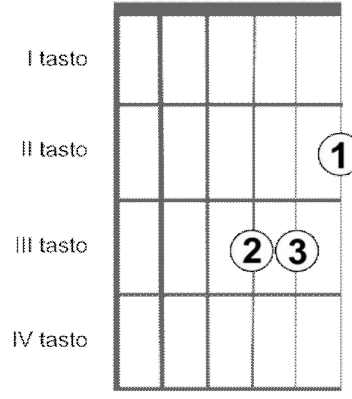
Mi La Re Sol Si Mi
Re

(X X 0)



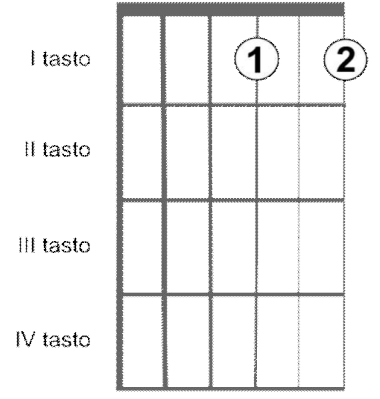
Mi La Re Sol Si Mi
Re-

(X X 0)



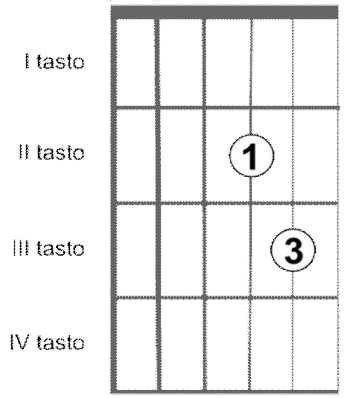
Mi La Re Sol Si Mi
Re+

(X X 0 0)



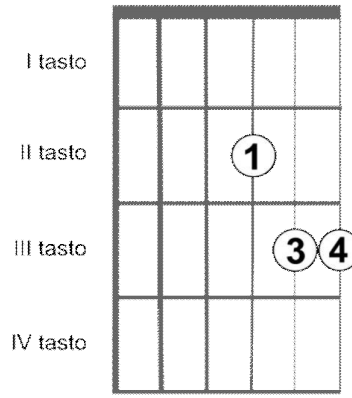
Mi La Re Sol Si Mi
Re dim

(X X 0 0)



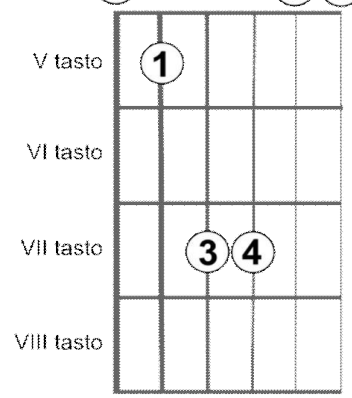
Mi La Re Sol Si Mi
Re2

(X X 0)



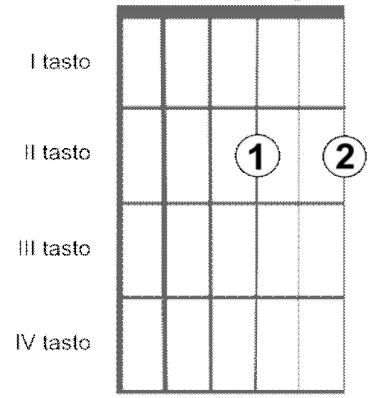
Mi La Re Sol Si Mi
Re4

(X X X)



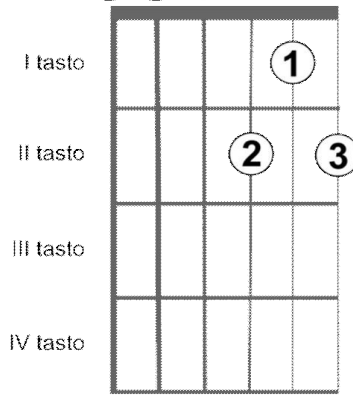
Mi La Re Sol Si Mi
Re5

(X X 0 0)



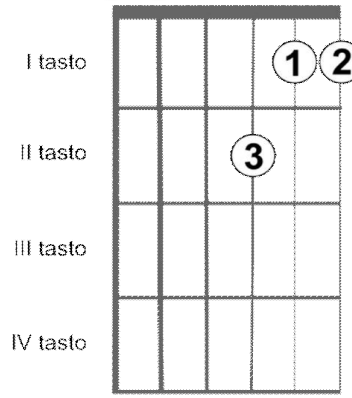
Mi La Re Sol Si Mi
Re6

(X X 0)



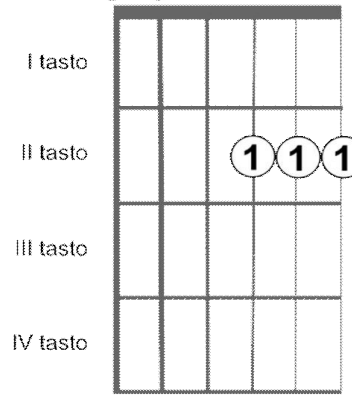
Mi La Re Sol Si Mi
Re7

(X X 0)



Mi La Re Sol Si Mi
Re-7

(X X 0)



Mi La Re Sol Si Mi
Re7+



RE# - Mib

<p>VI tasto ① ① ① ① ① ① VII tasto VIII tasto ② ③ ④ IX tasto</p> <p>Mi La Re Sol Si Mi</p> <p>Re# Mib</p>	<p>VI tasto ① ① ① ① ① ① VII tasto ② VIII tasto ③ ④ IX tasto</p> <p>Mi La Re Sol Si Mi</p> <p>Re#- Mib-</p>	<p>VI tasto X ① ① ① VII tasto ① ① ① I tasto ① II tasto ② III tasto ④ IV tasto</p> <p>Mi La Re Sol Si Mi</p> <p>Re#+ Mib+</p>	<p>VI tasto X ① ① ① I tasto ① ② II tasto ③ ④ III tasto IV tasto</p> <p>Mi La Re Sol Si Mi</p> <p>Re# dim Mib dim</p>
<p>VI tasto ① ① ① ① ① ① VII tasto VIII tasto ③ ④ IX tasto</p> <p>Mi La Re Sol Si Mi</p> <p>Re#2 Mib2</p>	<p>VI tasto ① ① ① ① ① ① VII tasto VIII tasto ② ③ IX tasto ④</p> <p>Mi La Re Sol Si Mi</p> <p>Re#4 Mib4</p>	<p>VI tasto X ① ① ① VII tasto X X I tasto ① VIII tasto ③ ④ IX tasto</p> <p>Mi La Re Sol Si Mi</p> <p>Re#5 Mib5</p>	<p>VI tasto X ① ① ① IV tasto ① V tasto ② ③ VI tasto ④ VII tasto</p> <p>Mi La Re Sol Si Mi</p> <p>Re#6 Mib6</p>
<p>VI tasto ① ① ① ① ① ① VII tasto VIII tasto ③ ④ IX tasto</p> <p>Mi La Re Sol Si Mi</p> <p>Re#7 Mib7</p>	<p>VI tasto ① ① ① ① ① ① VII tasto ② VIII tasto ③ IX tasto</p> <p>Mi La Re Sol Si Mi</p> <p>Re#-7 Mib-7</p>	<p>VI tasto ① ① ① ① ① ① VII tasto ② VIII tasto ③ ④ IX tasto</p> <p>Mi La Re Sol Si Mi</p> <p>Re#7+ Mib7+</p>	



MI

Mi La Re Sol Si Mi Mi	Mi La Re Sol Si Mi Mi-	Mi La Re Sol Si Mi Mi+	Mi La Re Sol Si Mi Mi dim
Mi La Re Sol Si Mi Mi2	Mi La Re Sol Si Mi Mi4	Mi La Re Sol Si Mi Mi5	Mi La Re Sol Si Mi Mi6
Mi La Re Sol Si Mi Mi7	Mi La Re Sol Si Mi Mi-7	Mi La Re Sol Si Mi Mi7+	



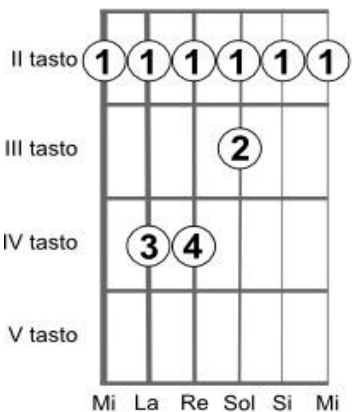
FA

The following table summarizes the fingerings for each chord shown in the diagrams:

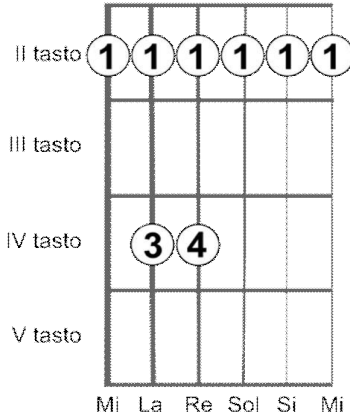
Chord	I Fret	II Fret	III Fret	IV Fret
Fa	1 1 1 1 1 1	2	3 4	
Fa-	1 1 1 1 1 1		3 4	
Fa+	X 0		4	1 2 3
Fa dim	X 0 0		3	1 2
Fa2	X			1 1 1 1 1 4
Fa4	1		2 3 4	1 1
Fa5	1		3 4	X X X
Fa6			3 4	1 2
Fa7	1 1 1 1 1 1	2	3	
Fa-7	1 1 1 1 1 1		3	
Fa7+	X 0		3 4	1 2



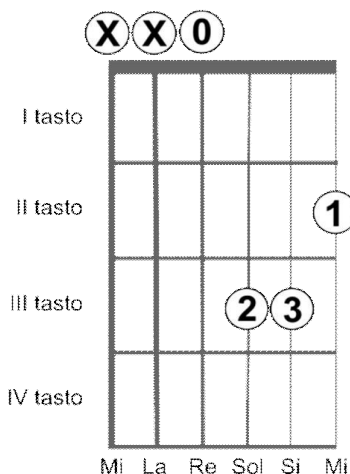
FA# - SOLb



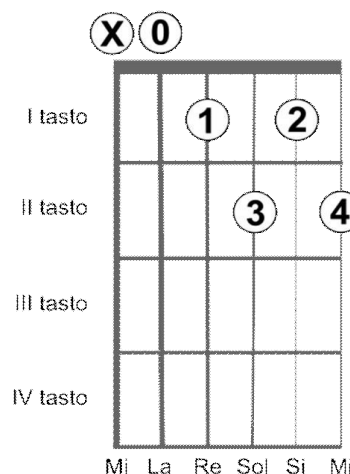
**Fa#
Solb**



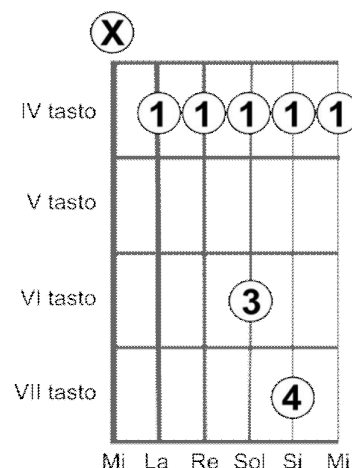
**Fa#-
Solb-**



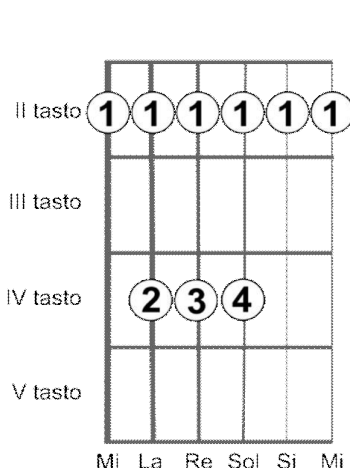
**Fa#+
Solb+**



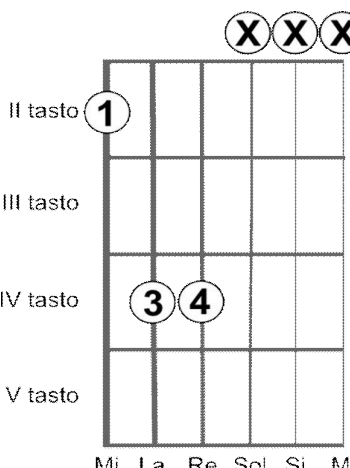
**Fa# dim
Solb dim**



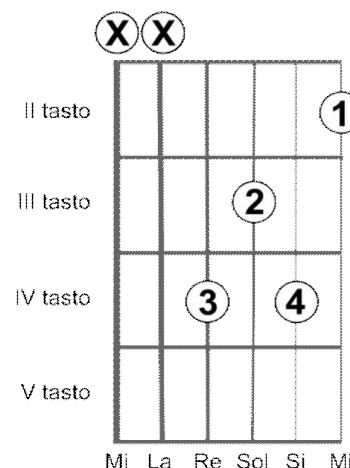
**Fa#2
Solb2**



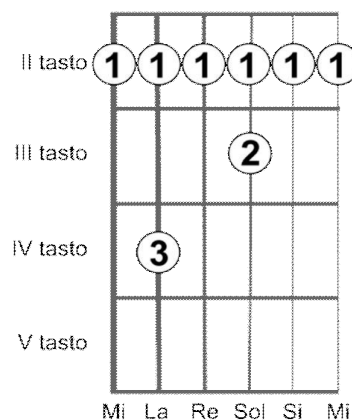
**Fa#4
Solb4**



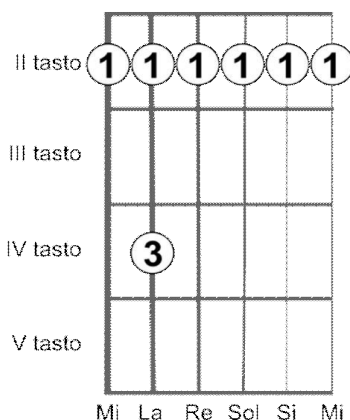
**Fa#5
Solb5**



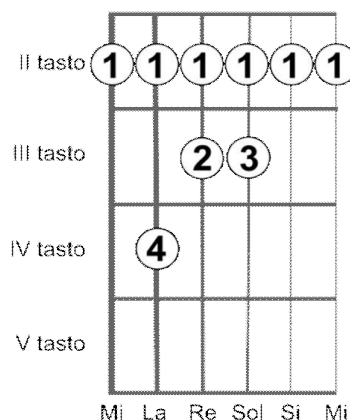
**Fa#6
Solb6**



**Fa#7
Solb7**



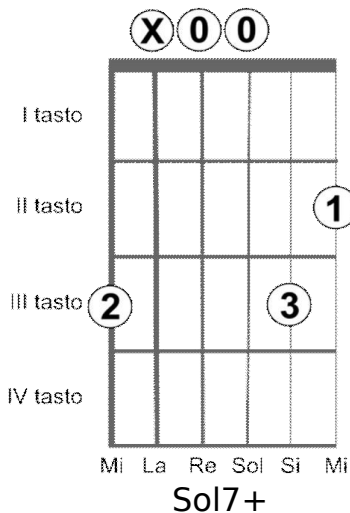
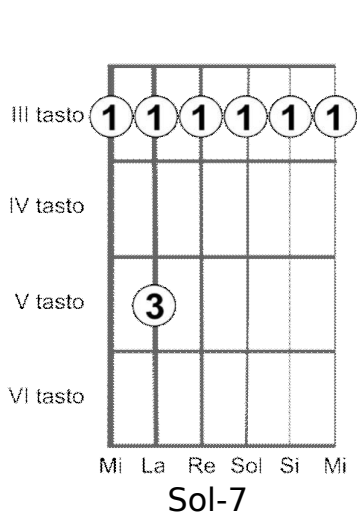
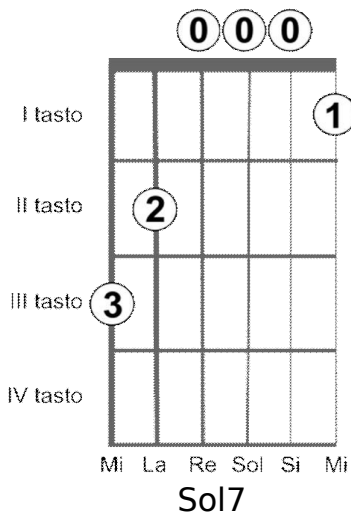
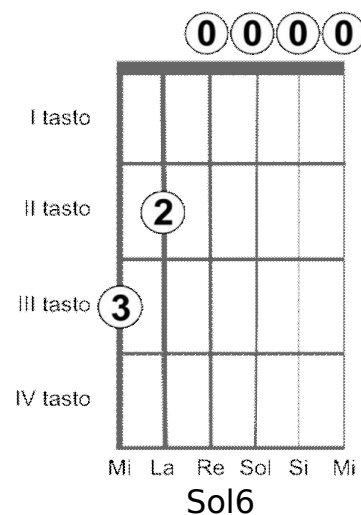
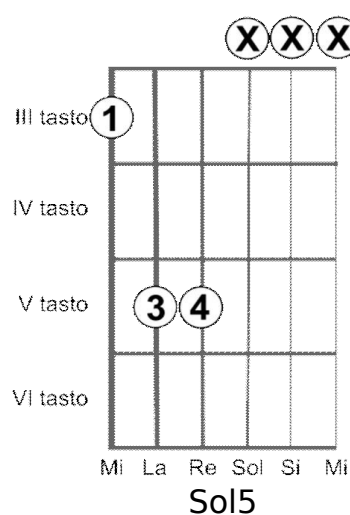
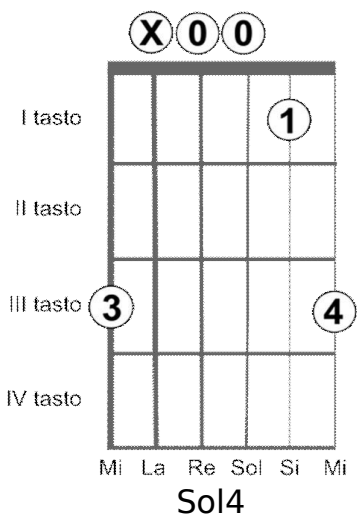
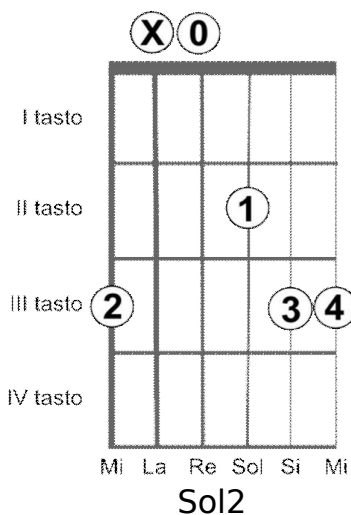
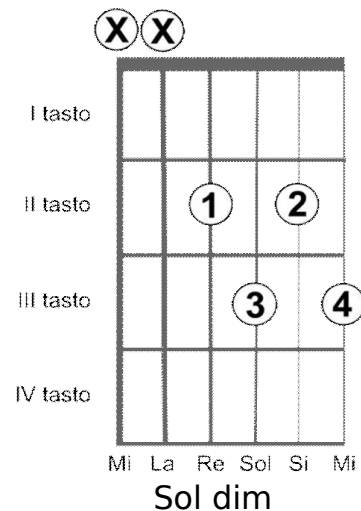
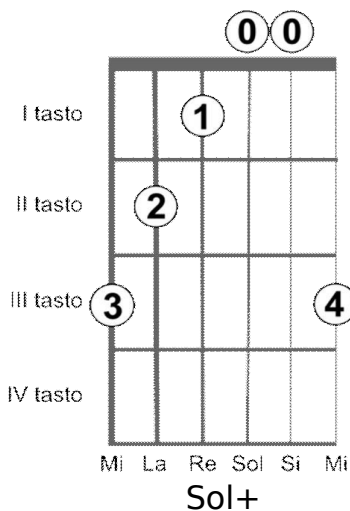
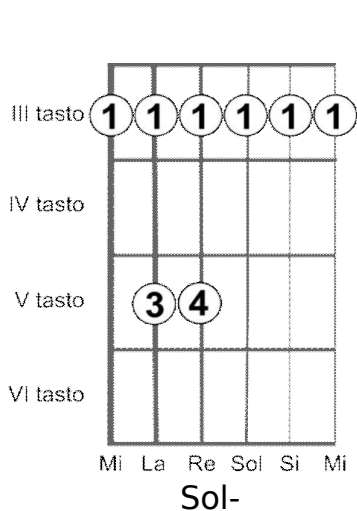
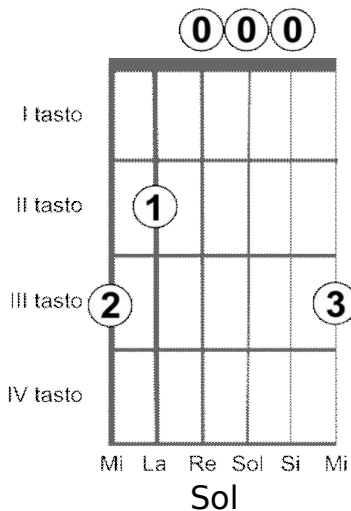
**Fa#-7
Solb-7**



**Fa#7+
Solb7+**

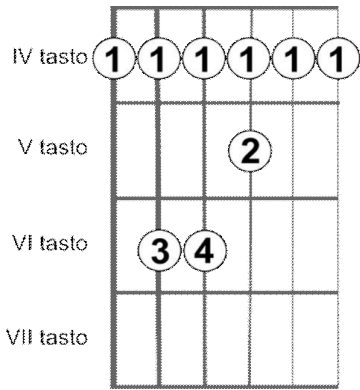


SOL

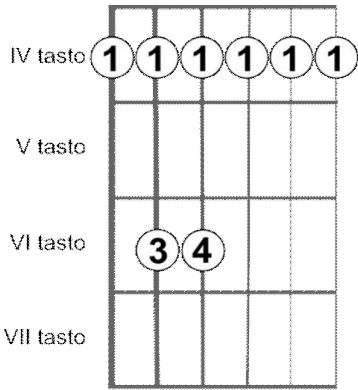




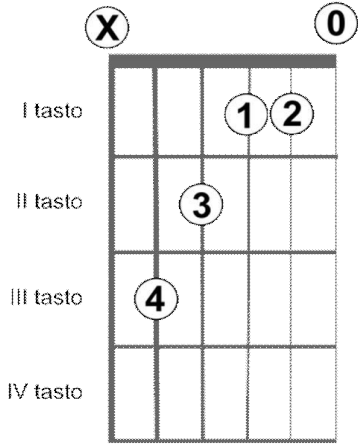
SOL# - LAb



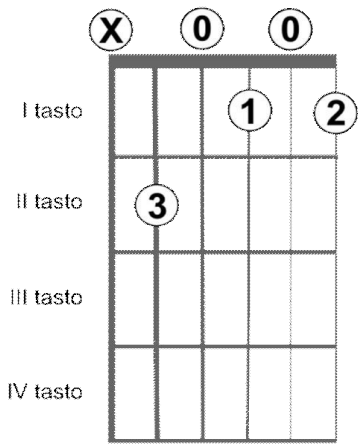
Mi La Re Sol Si Mi
Sol#
Lab



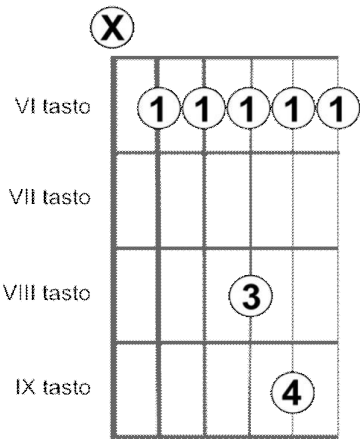
Mi La Re Sol Si Mi
Sol#-
Lab-



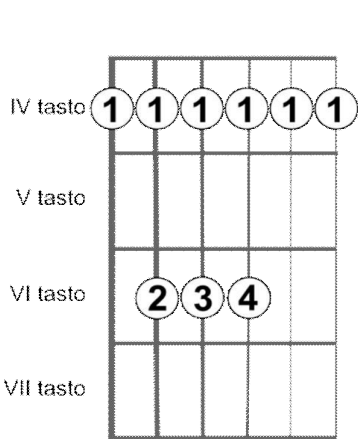
Mi La Re Sol Si Mi
Sol#+
Lab+



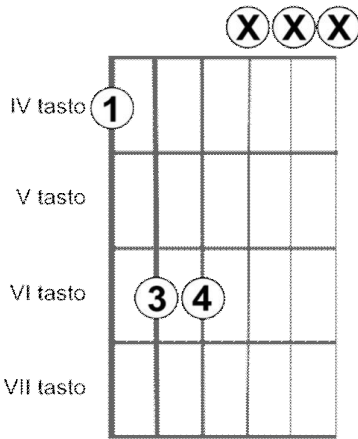
Mi La Re Sol Si Mi
Sol# dim
Lab dim



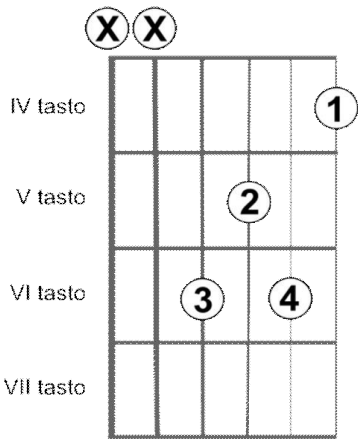
Mi La Re Sol Si Mi
Sol#2
Lab2



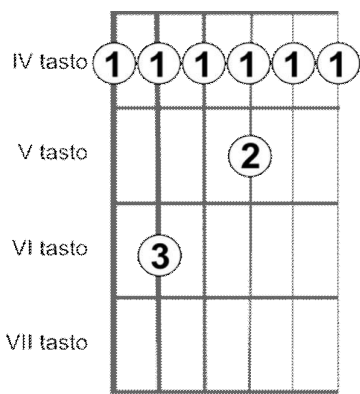
Mi La Re Sol Si Mi
Sol#4
Lab4



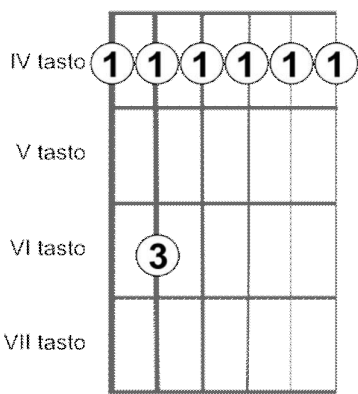
Mi La Re Sol Si Mi
Sol#5
Lab5



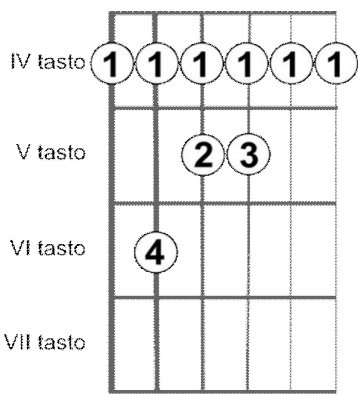
Mi La Re Sol Si Mi
Sol#6
Lab6



Mi La Re Sol Si Mi
Sol#7
Lab7



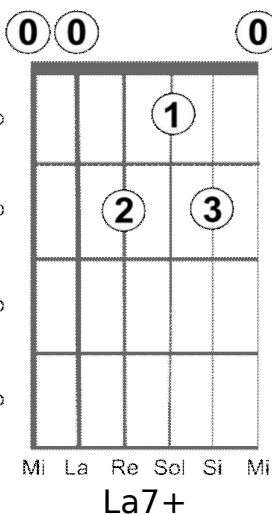
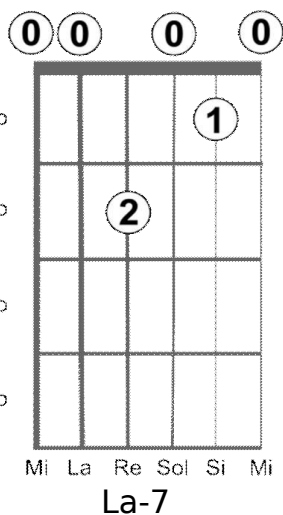
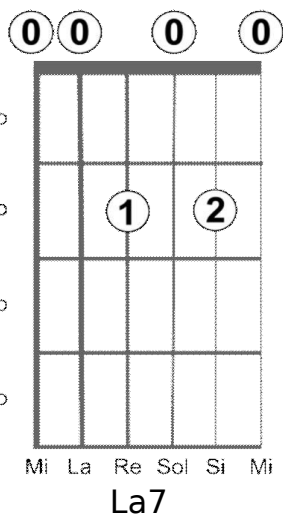
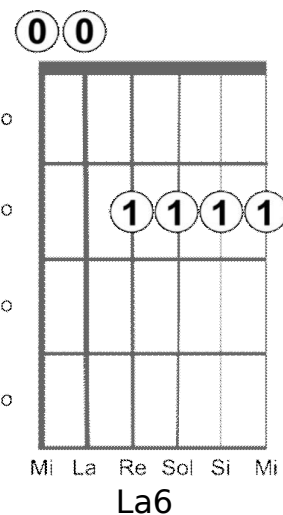
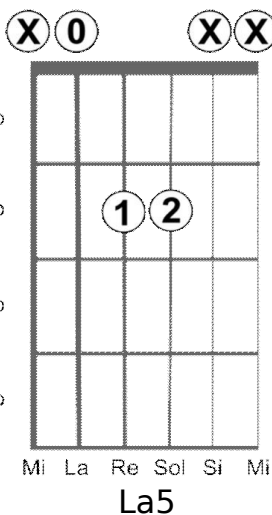
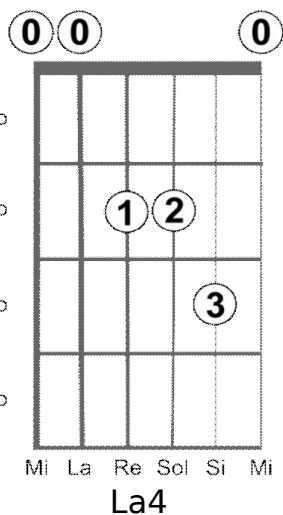
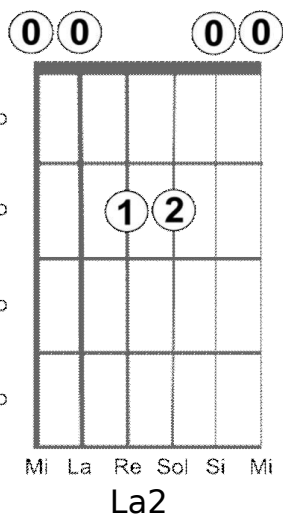
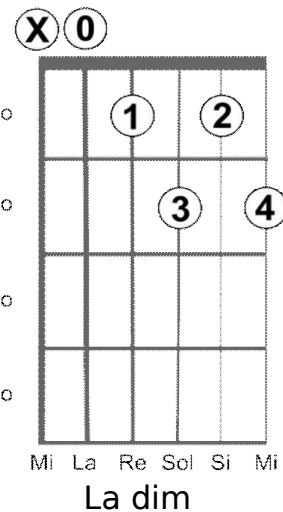
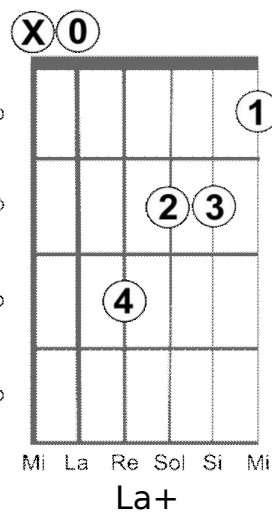
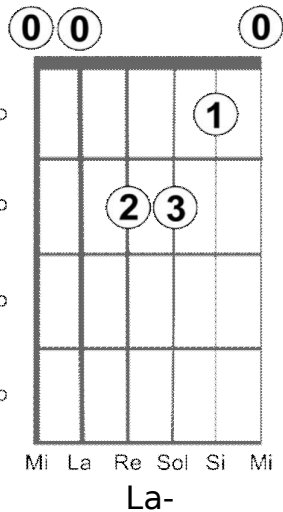
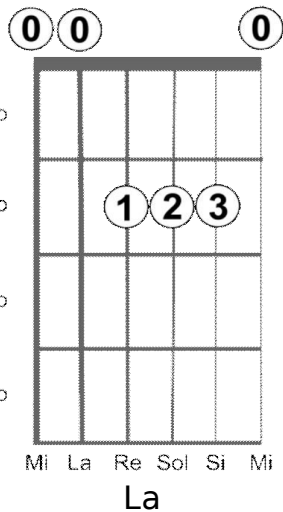
Mi La Re Sol Si Mi
Sol#-7
Lab-7



Mi La Re Sol Si Mi
Sol#7+
Lab7+



LA





LA# - Sib

<p>I tasto 1 1 1 1 1 1 II tasto III tasto 2 3 4 IV tasto</p> <p>Mi La Re Sol Si Mi La# Sib</p>	<p>I tasto 1 1 1 1 1 1 II tasto III tasto 3 4 IV tasto</p> <p>Mi La Re Sol Si Mi La#- Sib-</p>	<p>I tasto X X 0 II tasto III tasto 2 3 IV tasto</p> <p>Mi La Re Sol Si Mi La#+ Sib+</p>	<p>I tasto 0 II tasto 1 III tasto 2 3 IV tasto</p> <p>Mi La Re Sol Si Mi La# dim Sib dim</p>
<p>I tasto 1 1 1 1 1 1 II tasto III tasto 3 4 IV tasto</p> <p>Mi La Re Sol Si Mi La#2 Sib2</p>	<p>I tasto 1 1 1 1 1 1 II tasto III tasto 2 3 IV tasto 4</p> <p>Mi La Re Sol Si Mi La#4 Sib4</p>	<p>I tasto X II tasto 1 III tasto 3 4 IV tasto</p> <p>Mi La Re Sol Si Mi La#5 Sib5</p>	<p>I tasto X X II tasto III tasto 1 1 1 1 IV tasto</p> <p>Mi La Re Sol Si Mi La#6 Sib6</p>
<p>I tasto 1 1 1 1 1 1 II tasto III tasto 3 4 IV tasto</p> <p>Mi La Re Sol Si Mi La#7 Sib7</p>	<p>I tasto 1 1 1 1 1 1 II tasto 2 III tasto 3 IV tasto</p> <p>Mi La Re Sol Si Mi La#-7 Sib-7</p>	<p>I tasto 1 1 1 1 1 1 II tasto 2 III tasto 3 4 IV tasto</p> <p>Mi La Re Sol Si Mi La#7+ Sib7+</p>	



SI

Diagram 1: Si (Standard)

II	1	1	1	1	1	1
III						
IV			2	3	4	
V						
	Mi	La	Re	Sol	Si	Mi

Diagram 2: Si-

II	1	1	1	1	1	1
III					2	
IV			3	4		
V						
	Mi	La	Re	Sol	Si	Mi

Diagram 3: Si+

I	X			0	0	
II			1			
III			2			
IV						4
	Mi	La	Re	Sol	Si	Mi

Diagram 4: Si dim

I	X			0	0	
II			1		2	
III			3			
IV						
	Mi	La	Re	Sol	Si	Mi

Diagram 5: Si2

II	1	1	1	1	1	1
III						
IV			3	4		
V						
	Mi	La	Re	Sol	Si	Mi

Diagram 6: Si4

II	1	1	1	1	1	1
III						
IV			2	3		
V					4	
	Mi	La	Re	Sol	Si	Mi

Diagram 7: Si5

I	X			X	X	
II			1			
III						
IV			3	4		
V						
	Mi	La	Re	Sol	Si	Mi

Diagram 8: Si6

I	X			0		
II			1	2		
III			3			4
IV						
	Mi	La	Re	Sol	Si	Mi

Diagram 9: Si7

I	X			0		
II			1			
III			2	3	4	
IV						
	Mi	La	Re	Sol	Si	Mi

Diagram 10: Si-7

II	1	1	1	1	1	1
III					2	
IV			3			
V						
	Mi	La	Re	Sol	Si	Mi

Diagram 11: Si7+

II	1	1	1	1	1	1
III					2	
IV			3	4		
V						
	Mi	La	Re	Sol	Si	Mi



FINE